


# FARBTABELLE

## COLOUR CARD

### für PROFILE / for PROFILES



01 silber  
 02 sand  
 03 gold  
 04 bronze  
 05 Edelstahl optik  
 06 Buche hell  
 07 Buche dunkel  
 08 Eiche  
 09 Esche  
 10 Ahorn  
 11 Kork  
 12 Merbau  
 13 Kirsche  
 14 Walnuss

für Ahorn, Kiefer und Esche  
for maple, pine, ash-tree

für Buche, Kirsche  
for beech, cherry

für Eiche  
for oak

für Eiche dunkel  
for dark oak


für Mahagoni, Acayou  
for mahogany, acayou

für Merbau, Doussie  
for merbau, doussie


für Wenge, Räuchereiche  
for wenge, smoked oak

für Nuss, Teak  
for walnut, teak

### PAFUDIMA



### für FLIESENPROFILE for CERAMIC TILES




S = Alu silber / alu silver  
 R = Alu roh / alu raw  
 G = Alu gold / alu gold  
 B = Alu bronze / alu bronze  
 SD = Alu sand / alu sand




ASB = Alu chrom glänzend / alu chemical polished  
 AOB = Alu gold brilliant / alu gold brilliant  
 M = Messing / brass  
 E = Edelstahl / stainless steel  
 EO = Edelstahloptik / stainless steel optic

### ALU pulverbeschichtet / alu coated



BH = bahamabeige  
 MH = manhattan  
 KR = krokus  
 BB = blassbeige  
 W = weiß

### Kunststoff / synthetic



11 weiß  
 21 manhattan  
 31 hellbeige  
 32 dunkelbeige  
 41 creme  
 43 pfirsich  
 44 magnolie  
 45 krokus